

- Only *Tayammum* (dry ablution) will be performed on the deceased in exceptional circumstances where it is not possible to bathe the body, such as a disaster-struck area, or due to severe illness, accident, burns or decomposition of the body where washing it will damage its condition.

- In cases where blood, pus or some other discharge continues to ooze out of the body, wads of cotton may be used to cover those areas so that they do not seep out to the shroud.

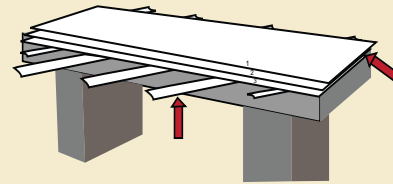
- It is preferable, though not compulsory for those who have washed and shrouded the dead body to take a shower themselves after they have finished. Similarly, it is also preferable for those lifting the deceased to perform ablution.

Actions not proved through *sunnah* during Bathing and Shrouding

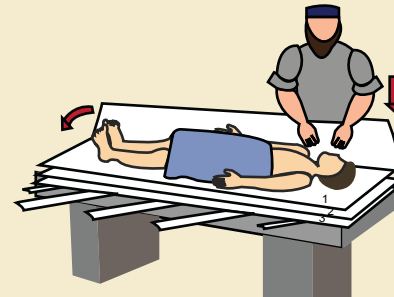
- To take any written portion(s) of the Qur'an to the place where bathing rites are performed or to recite them during the bathing rites.
- To bathe the deceased twice.
- To make the hair into two braids and place them on the chest.
- Relatives coming one after the other and pouring water over the body after the bathing is complete.
- Dressing the dead body in clean clothes before putting on the shroud.
- Applying antimony (*surma*) in the deceased's eyes at the time of shrouding.
- Splashing rose water on the shroud or soaking it in *Zam Zam* water.
- Burying a person in his/her wedding garments.
- Writing Qur'anic verses and other supplications on the shroud.
- Putting the Quran or *Ahd naama* under the head of the deceased.

The Way to Shroud a Male

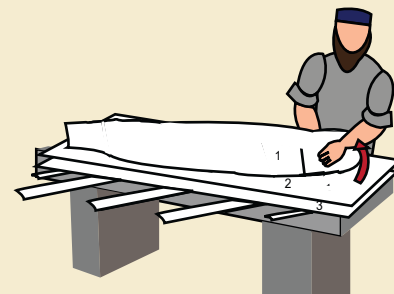
① Lay out 3 long and broad strips of cloth approximately where the shoulders, waist and knees (of the body) will be positioned and two smaller strips near the head and feet ends. Then lay out three sheets over the strips in sequence, and properly straightened out (as it is difficult to do so once the body is laid over them).



② Lay the corpse on the sheets, leaving some space beyond the head and feet. Then take the right side of the top sheet and tuck it in firmly under the left side of the body.

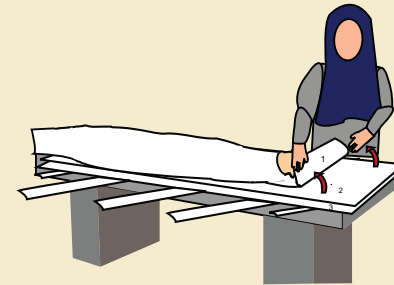


③ In the same way tuck in the left side of the top sheet securely under the right side of the body. The colored sheet used as a screen will be removed.

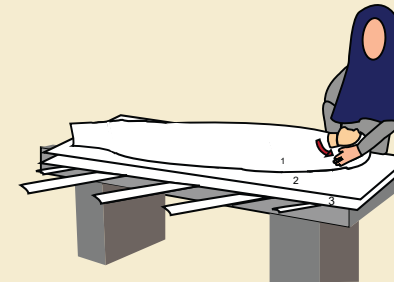


For a Female

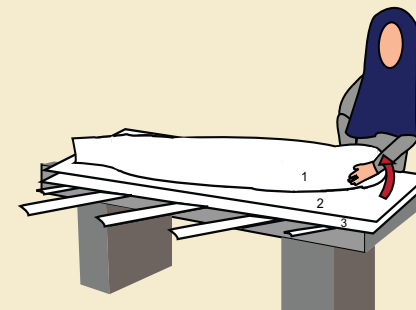
④ Wrap the part of the top sheet under the head around the head in the form of a scarf ensuring that the hair is completely covered.



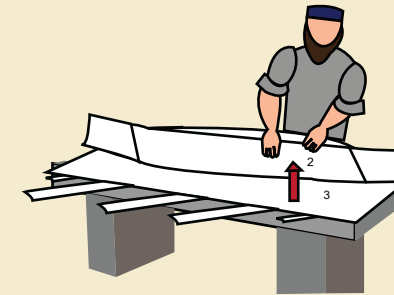
⑤ Tuck the material at the ends of the scarf under the neck.



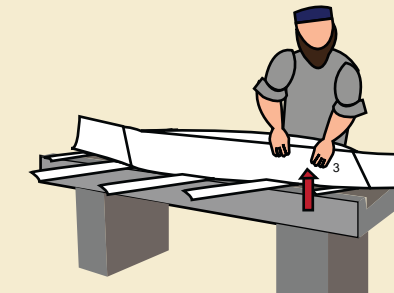
⑥ Now use both sides of the material on the scarf side of the sheet to cover the face.



⑦ In the same way wrap the second sheet around the body by tucking the right side of the sheet under the left side of the body and then bringing the left side of the sheet and tucking it under the right.



⑧ Now repeat the same procedure with the third sheet as done with the second one.



⑨ Now tie the shroud with the strips as shown in the picture.



August 2016, Shawwal 1437

AL-HUDA International Welfare Foundation

Islamabad: 7 A.K. Brohi Road H-11/4

Ph: +92-51-4866125-9 | +92-51-4866130-1

Karachi: Office # C-23-F, Khayaban-e-Jami, Phase -2 Ext, DHA

Ph: +92-21-3580-0038 | +92-21-3580-0039



www.alhudapk.com

www.farhashmi.com



Washing and Shrouding the Deceased



بِسْمِ اللَّهِ الرَّحْمَنِ الرَّحِيمِ

Islam teaches us to show respect to humankind, not only when they are alive but even after death. Part of demonstrating this respect is to bathe the body of the deceased and dress it in a clean shroud before bidding it a final farewell.

WASHING THE DEAD BODY (GHUSL)

Who should perform the Ghusl?

- Close relatives are more deserving of bathing the deceased.
- Those who are knowledgeable about matters of religion and know the etiquettes of washing a dead body.
- Men should bathe men and women should bathe women except in the case of a husband who may give the final bath to his wife and a wife can give the final bath to her husband.
- Only those individuals who will assist the main person in washing the deceased should be present at the time of bathing. The presence of extra people is undesirable.
- They should be ones to conceal any defect or anything undesirable they notice on the body of the deceased, and maintain silence regarding it.
- A deceased young girl, who has not reached puberty, will be bathed by women. However, a young boy may be bathed by women.

The Prophet ﷺ said: 'He who bathes a dead body and conceals (what he notices), Allah SWT will conceal his sins.' [Al-Mu'jam al-Kabir lil Ṭabrāni: Vol.8, 8077]

Items needed for the Ghusl:

- Plank for washing the dead body
- 2 - 3 buckets and pouring mugs
- Plenty of clean and lukewarm water
- Cotton wool wads/ balls
- Soap and shampoo
- Jujube/Lotus (Sidr/beri) leaves

- Camphor
- Comb
- Scissors
- A few pairs of disposable gloves (or clean rag-cloths)
- 1 - 2 towels
- Dustbin or waste bags
- 3 dark–coloured/ printed thick linen sheets which can be used for screening the body during bathing or lifting it.

Preparing Items Before the Ghusl:

- Crush the Lotus leaves and boil it in a clean pan with some water till it starts to foam. Then sieve out the leaves, and mix this water with the rest of the buckets of bathing water.
- In another bucket of water mix only camphor and keep it aside.
- Lay out the shroud on a dry cot, away from the washing area, in the specified order (see diagram below).

Place of Washing:

- It should be an area where proper screening can be done for the deceased to be bathed in complete privacy.
- There should be adequate arrangement for proper drainage of water.
- It should be wide and spacious enough to accommodate the washing plank, the people assisting in the bathing and for keeping the items required for the bathing.
- The plank used for bathing the body should be elevated from the head-end so used water may flow down. Two bricks can be placed under the head-end to achieve this.

Preparing the Body for the Ghusl:

- Before entering the place of washing, recite *Bismillah*. If a bathroom is being used, then also read the recommended supplication for entering it.
- Lift the body along with the sheet on which it is resting and place it on the plank to be used

for the bathing. If it is difficult to lift a female, then cover it with a thick sheet and seek help from the male *mahram* relatives in moving it to the washing plank and back from it to the place of shrouding after the bath.

- Remove all pins, hairclips and jewelery (bangles, nose studs, earrings) from the body of the female. If the clothes cannot be removed easily, use a pair of scissors to carefully cut them off.
- Before and during the *ghusl*, cover the body with a dark-colored, printed sheet so that it serves as a screen for the body when the clothes are being removed and during the *ghusl* when the body becomes wet. All the steps during the entire bathing process now have to be done by reaching under the sheet. Do not touch the body directly without gloves and no glance should fall on the *‘awrah* - parts of the body meant to be covered.

Note: The *‘awarah* of a male from a male is from navel to knee and same for a woman from a woman.

- Raise the head of the deceased gently and bring it to a semi-seated position. Then, gently press the areas around the abdomen to evacuate the bowels. Plenty of water must be poured at this time to ensure any excreta is washed away completely. Now wear gloves (or use cloth-rags) to wash the private parts of the dead body (i.e. perform *istinja'*), making sure not to touch the body directly Remove used gloves and wear fresh ones.

Wudu - Ablution

If the deceased is a female untie her hair. Perform ablution as done for prayer, starting from the right side. Wash both hands. With a soft wet cloth or moist cotton wool, gently wipe the teeth and nose. There is no need to rinse the inside of the mouth with water or snuff water up the nose. Gently wash the face, making sure water does not enter the orifices. Then wash the right and left arm up to the elbows, followed by the right and left feet. Now block the nostrils and ears with clean cotton buds so that water does not enter them

during the bathing. This cotton wool will be removed after the bathing is completed.

The Stages of Ghusl

- Using the water prepared with the lotus leaves wash the hair with shampoo or soap.
- Starting from the right side, wash the front side of the body with soap from the neck down to the foot. Then by turning the body slightly to the left, wash the back of the right side. Repeat the same procedure for the left side of the body.
- The body may be washed an odd number of times (3, 5, 7 times) according to need. For the last wash, use the water mixed with camphor that has been set aside earlier.
- Reaching under the covering sheet, dry the body with a towel. Put a fresh dry sheet over it and remove the wet sheet from under it. . Also replace the wet sheet under the body with a dry one.
- For the female, comb the hair gently and make into three braids or sections and place behind her back.
- Remove the cotton balls plugging the nose and ears.

Shrouding

Prophet ﷺ said: 'He who shrouds a Muslim, Allah ﷻ will clothe him with garments of fine brocade.'
[Al-Mu'jam al-Kabir lil Ṭabrānī, Vol.8, 8077]

The Components of the Shroud

- The shroud for both the male and female consists of 3 thick, clean, white sheets of the same measurement, of which it is preferable if one is striped.
- 3 or 5 strips of cloth to tie the shroud.

Aisha رضي الله عنها narrates: The Prophet ﷺ was shrouded in three white, new, *suhuli* (a type of cotton), Yemeni sheets; there was no shirt nor turban among them. He was wrapped up using only these sheets. [Musnad Ahmad, Vol. 41, 24869]

Note: Even 1 sheet will suffice if 3 sheets are not available for the shroud.

The Method of Shrouding

- Lay **one** long and broad cloth strip in the middle of the place on which the body will be shrouded and two smaller strips at the head and feet ends. In order to secure the shroud more tightly, 5 strips may also be used to tie it.
- Now lay out all three sheets over the strips. The length of the sheet should be at least a foot longer than the length of the body so that it can be tied at the ends from above the head and below the feet.
- To lift the body from the bathing plank two people will hold the sheet under the body from each if the the head- and feet-end, while another two people will insert a towel or asturdy piece of cloth under the sheet to support the middle of the body when it is lifted. The body will then be lifted on to the place where the shroud has already been laid out.
- Turning the body sideways the transporting sheet(s) will be removed from under the body. However, the covering sheet on top will not be removed yet as the shrouding is to be done from under it.
- Wrap the first sheet on the head side like a scarf around the hair and head of the female. Then use the second sheet to wrap the rest of the body properly. The third sheet is to be used to envelope the entire body from head to toe.
- Remove the top covering sheet now.
- Finally, tie the cotton strips around the head, waist and feet in a flower knot so that they can be undone easily when the body is placed inside the grave.
- After shrouding the body, it will be perfumed with incense smoke three times.

Special Circumstances

- A pilgrim who passes away in the state of *iḥram* will be bathed and shrouded in the *iḥram* sheets and no perfume will be used on him/her.